



TITAN FLOW CONTROL, INC.

**DUPLEX STRAINER ♦ DUAL BALL TYPE ♦ THREE PIECE BODY**  
**ANSI CLASS 150 ♦ CARBON & STAINLESS ♦ FLANGED & THREADED**

**MODELS: DS 596-CS**

(Threaded - Carbon Steel)

**DS 596-SS**

(Threaded - Stainless Steel)

**DS 696-CS**

(Flanged - Carbon Steel)

**DS 696-SS**

(Flanged - Stainless Steel)

**NEW**  
**Three-Piece**  
**Design!**



1 1/2" DS 696-SS

## FEATURES

♦ **DUAL-BALL DIVERTER DESIGN**

THIS DUPLEX IS DESIGNED WITH TWO STAINLESS STEEL BALLS THAT EFFICIENTLY DIVERT THE PIPELINE FLOW FROM ONE BASKET CHAMBER TO THE OTHER. TEFLON SEATS ENSURE A POSITIVE SEAL AND HELP TO PREVENT SEEPAGE INTO THE CHAMBER THAT IS BEING SERVICED FOR CLEANING.

♦ **EASY TO OPERATE**

TITAN FCI'S DUPLEX STRAINER FEATURES A LOW TORQUE, EASY TO OPERATE HANDLE THAT DOES NOT REQUIRE A GEARBOX. ADDITIONALLY, THE HANDLE'S POSITION CLEARLY INDICATES WHICH BASKET IS IN SERVICE AND WHICH BASKET CAN SAFELY BE REMOVED FOR CLEANING.

♦ **REDUCED "IN-LINE" MAINTENANCE**

TITAN'S DUPLEX HAS NUMEROUS ATTRIBUTES THAT HELP REDUCE MAINTENANCE DURING CLEANING OPERATIONS. FIRST, THE DUAL BALL DESIGN ISOLATES EACH CHAMBER AND KEEPS THE SERVICING CHAMBER DRY DURING CLEANING. THERE ARE ALSO NO SPECIAL TOOLS REQUIRED TO ACCESS AND REMOVE THE STRAINING ELEMENT FROM THE CHAMBER. LASTLY, THE DUPLEX PROVIDES COVER VENTS, DRAIN PLUGS, AND FOOT PADS ON EACH CHAMBER.

♦ **ENDLESS SCREEN OPTIONS**

THIS STRAINER CAN BE FITTED WITH VIRTUALLY ANY CONFIGURATION OF PERFORATION OR MESH LINED STRAINING ELEMENTS. STRAINING ELEMENTS CAN ALSO BE CONSTRUCTED FROM SPECIAL MATERIALS SUCH AS ALLOY 20.

SIZE RANGE: 3/4" ~ 4"

## TECHNICAL

**PRESSURE/TEMPERATURE RATING <sup>(1)</sup>**  
 CARBON STEEL - A216 GR. WCB - CLASS 150

WOG (Non-shock): 200 PSI @ 150 °F

**PRESSURE/TEMPERATURE RATING <sup>(1)</sup>**  
 STAINLESS STEEL - A351 GR. CF8M - CLASS 150

WOG (Non-shock): 200 PSI @ 150 °F

*1. The above listed temperatures are theoretical and may vary during actual operating conditions.*

## APPLICATIONS

**GENERAL APPLICATION:** THE DUPLEX STRAINER IS A UNIQUE PRODUCT WITHIN THE PIPELINE INDUSTRY. LIKE OTHER BASKET STRAINERS, THE DUPLEX STRAINER PROTECTS EXPENSIVE DOWNSTREAM EQUIPMENT BY MECHANICALLY REMOVING SOLIDS FROM FLOWING FLUIDS VIA A PERFORATED, MESH, OR WEDGE WIRE STRAINING ELEMENT. HOWEVER, THE DUPLEX STRAINER IS DESIGNED WITH TWO BASKET CHAMBERS AND A FLOW DIVERTER SYSTEM THAT ALLOWS THE PIPELINE FLOW TO BE SWITCHED FROM ONE CHAMBER TO THE OTHER, COMPLETELY ISOLATING THE FLOW TO A SINGLE CHAMBER. THIS MAKES THE DUPLEX STRAINER IDEAL FOR NON-INTERRUPTIBLE APPLICATIONS THAT CANNOT BE SHUT DOWN DURING ROUTINE MAINTENANCE AND CLEANING OPERATIONS.

*The above data represents common market and service applications. No representation or guarantee, expressed or implied, is given due to the numerous variations of concentrations, temperatures and flow conditions that may occur during actual service.*



**DUPLEX BASKET STRAINER**

**Threaded Ends**

**DS 596-CS** (Carbon Steel)

**DS 596-SS** (Stainless Steel)

**Flanged Ends**

**DS 696-CS** (Carbon Steel)

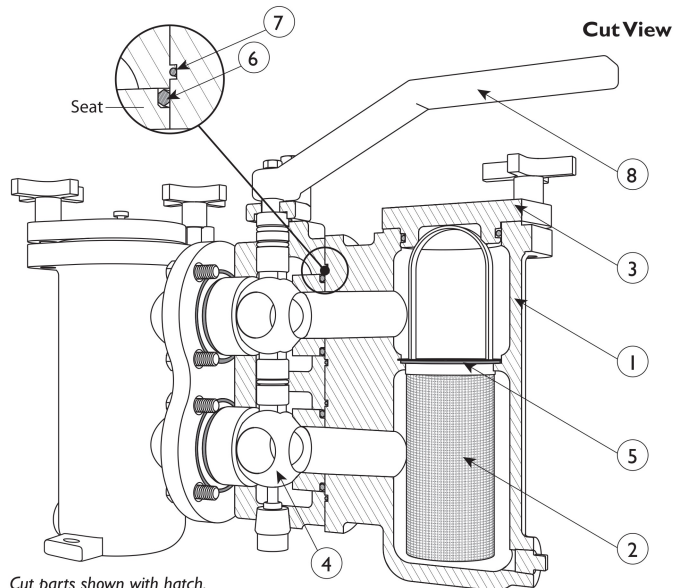
**DS 696-SS** (Stainless Steel)

ANSI  
Class  
150

**BILL OF MATERIALS <sup>(1)</sup>**

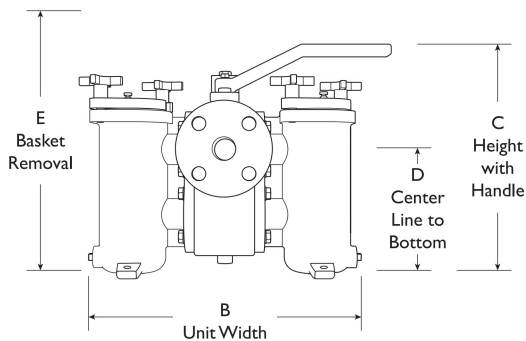
No.	Part	DS 596/696-CS	DS 596/696-SS
1	Main Body / Basket Housing <sup>(2)</sup>	Carbon Steel A216 Gr.WCB	Stainless Steel A351 Gr. CF8M
2	Straining Element <sup>(3)</sup>	Stainless Steel	Stainless Steel
3	Cover	Carbon Steel A216 Gr.WCB	Stainless Steel A351 Gr. CF8M
4	Ball	Stainless Steel	Stainless Steel
5	O-Ring Straining Element	Buna-N	Viton
6	Seat Seal	Teflon (PTFE)	Teflon (PTFE)
7	Seals	Buna-N	Viton
8	Handle	Carbon Steel Zinc Coated	Carbon Steel Zinc Coated

1. Bill of Materials represents standard materials. Equivalent or better materials may be substituted at the manufacturer's discretion.
2. Aluminum Bronze and Cast Iron units are also available.
3. Denotes recommended spare parts.

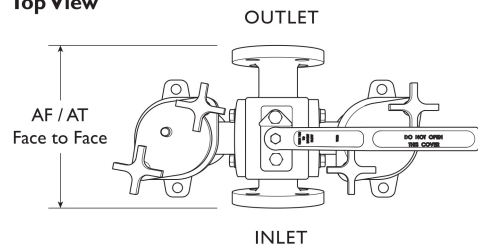


Cut parts shown with hatch.  
Illustrations are representative of a 1" DS696-CS (Flanged model).  
Please ask for certified drawings when required.

**Front View**



**Top View**



**DIMENSIONS AND PERFORMANCE DATA <sup>(1)</sup>**

SIZE <sup>(2)</sup>	in	3/4 <sup>(3)</sup>	1	1 1/4	1 1/2	2	2 1/2	3 <sup>(3)</sup>	4 <sup>(3)</sup>
<b>AF DIMENSION</b> FLANGED FACE TO FACE	in	---	7.0	9.37	9.37	10.6	13.5	13.5	16.0
	mm	---	178	238	238	270	343	343	406
<b>AT DIMENSION</b> THREADED FACE TO FACE	in	5.59	5.59	7.5	7.5	10.0	11.5	---	---
	mm	142	142	191	191	254	292	---	---
<b>B DIMENSION</b> UNIT WIDTH (INCLUDING PLUG)	in	12.95	12.95	15.12	15.12	18.43	22.05	22.0	26.85
	mm	329	329	384	384	468	560	560	682
<b>C DIMENSION</b> HEIGHT WITH HANDLE	in	11.0	11.0	14.2	14.2	17.7	22.0	22.0	25.2
	mm	280	280	360	360	450	560	560	640
<b>D DIMENSION</b> CENTER LINE TO BOTTOM	in	5.83	5.83	8.3	8.3	10.7	13.7	13.7	15.9
	mm	148	148	211	211	271	347	347	403
<b>E DIMENSION</b> BASKET REMOVAL	in	15.4	15.4	21.3	21.3	26.4	35.0	35.0	41.0
	mm	390	390	541	541	670	885	885	1040
<b>APPROXIMATE WEIGHT</b> DS 696, FLANGED	lb	---	46.3	73.9	73.9	121.3	237.0	238.1	373.7
	kg	---	21	33.5	33.5	55	107.5	108	169.5
<b>APPROXIMATE WEIGHT</b> DS 596, THREADED	lb	43.7	43.0	69.9	69.5	119.0	227.0	---	---
	kg	19.8	19.5	31.7	31.5	54	103	---	---
<b>Flow Coefficient</b>	C <sub>v</sub>	13	14	19	24	42	68	105	180

1. Dimensions, weights, and flow coefficients are provided for reference only. Always request certified drawings.
2. Larger sizes (5" ~ 8") are available upon request. Please contact factory for pricing and delivery.
3. Flanged units are not available in 3/4" size; threaded units are not available in 3" or 4" sizes.

**PRESSURE - TEMPERATURE RATING**

ANSI Class 150	DS 596/696-CS	DS 596/696-SS
WOG (Non-shock)	200 PSI @ 150 °F	200 PSI @ 150 °F

**REFERENCED STANDARDS & CODES**

Code	Description
ASME/ANSI B16.5	Pipe Flanges and Flanged Fittings
ASME/ANSI B16.11	Forged Steel Fittings, Socket-Welding, and Threaded

**MATERIAL TEMPERATURES**

Seat/Seal/Ball	Temp Range
Buna-N (Seal)	-20 ~ 250 °F
Viton (Seal)	-40 ~ 400 °F
Stainless Steel Ball	Max 450 °F

**STANDARD SCREEN SELECTIONS**

Size	Liquid	Open Area	Steam	Open Area
3/4" ~ 4"	1/16 (.0625)	41%	Not Recommended	



TITAN FLOW CONTROL, INC.

## DUPLEX STRAINER ♦ QUAD BALL TYPE ♦ THREE PIECE BODY


### ASME CLASS 125 (CI) & 150 (CS & SS) ♦ FLANGED

**MODELS: DS 695-CI**  
(Flanged - Cast Iron)

**DS 696-CS**  
(Flanged - Carbon Steel)

**DS 696-SS**  
(Flanged - Stainless Steel)

NEW  
Quad-Ball  
Design!



## FEATURES

- ♦ **UNIQUE QUAD-BALL DIVERSION SYSTEM**  
REVOLUTIONARY FOUR BALL DESIGN THAT EFFICIENTLY DIVERTS THE PIPELINE FLOW FROM ONE CHAMBER TO THE OTHER. TEFLON SEATS ENSURE A POSITIVE SEAL AND HELP TO PREVENT SEEPAGE INTO THE CHAMBER THAT IS BEING CLEANED.
- ♦ **LOW OPERATING TORQUE**  
TITAN FCI'S DUPLEX STRAINER FEATURES A LOW TORQUE, EASY TO OPERATE HANDLE THAT DOES NOT REQUIRE ANY AUTOMATION. ADDITIONALLY, THE HANDLE'S POSITION CLEARLY INDICATES WHICH BASKET IS IN SERVICE AND WHICH BASKET CAN SAFELY BE REMOVED FOR CLEANING.
- ♦ **REDUCED MAINTENANCE**  
THE QUAD BALL DESIGN ISOLATES EACH CHAMBER AND KEEPS THE SERVICING CHAMBER DRY DURING CLEANING. NO SPECIAL TOOLS ARE REQUIRED TO ACCESS AND REMOVE THE STRAINING ELEMENT FROM THE CHAMBER. COVER VENTS, DRAIN PLUGS, AND FOOT PADS ARE PROVIDED ON EACH CHAMBER.
- ♦ **NUMEROUS OTHER BENEFITS**  
TITAN'S NEW DESIGN OFFERS COUNTLESS OTHER ADVANTAGES INCLUDING: NO INTERRUPTION IN SERVICE, COMPACT STRUCTURE, LONG SERVICE LIFE, AND LOW PRESSURE DROP.

SIZE RANGE: 6" ~ 8"

## TECHNICAL

PRESSURE/ TEMPERATURE RATING <sup>(1)</sup>  
CAST IRON - A126 GR.B - CLASS 125

WOG (Non-shock): 200 PSI @ 150 °F

PRESSURE/ TEMPERATURE RATING <sup>(1)</sup>  
CARBON STEEL-A216 GR.WCB - CLASS 150

WOG (Non-shock): 285 PSI @ 100 °F

PRESSURE/ TEMPERATURE RATING <sup>(1)</sup>  
STAINLESS STEEL-A351 GR. CF8M - CLASS 150

WOG (Non-shock): 275 PSI @ 100 °F

1. The above listed temperatures are theoretical and may vary during actual operating conditions.

## APPLICATIONS

**GENERAL APPLICATION:** THE DUPLEX STRAINER IS A UNIQUE PRODUCT WITHIN THE PIPELINE INDUSTRY. LIKE OTHER BASKET STRAINERS, THE DUPLEX STRAINER PROTECTS EXPENSIVE DOWNSTREAM EQUIPMENT BY MECHANICALLY REMOVING SOLIDS FROM FLOWING FLUIDS VIA A PERFORATED, MESH, OR WEDGE WIRE STRAINING ELEMENT. HOWEVER, THE DUPLEX STRAINER IS DESIGNED WITH TWO BASKET CHAMBERS AND A FLOW DIVERTER SYSTEM THAT ALLOWS THE PIPELINE FLOW TO BE SWITCHED FROM ONE CHAMBER TO THE OTHER, COMPLETELY ISOLATING THE FLOW TO A SINGLE CHAMBER. THIS MAKES THE DUPLEX STRAINER IDEAL FOR NON-INTERRUPTIBLE APPLICATIONS THAT CANNOT BE SHUT DOWN DURING ROUTINE MAINTENANCE AND CLEANING OPERATIONS.

The above data represents common market and service applications. No representation or guarantee, expressed or implied, is given due to the numerous variations of concentrations, temperatures and flow conditions that may occur during actual service.





**DUPLEX BASKET STRAINER**  
**Flanged Ends**  
**DS 696-CS** (Carbon Steel) • **DS 696-SS** (Stainless Steel)  
**DS 695-CI** (Cast Iron)

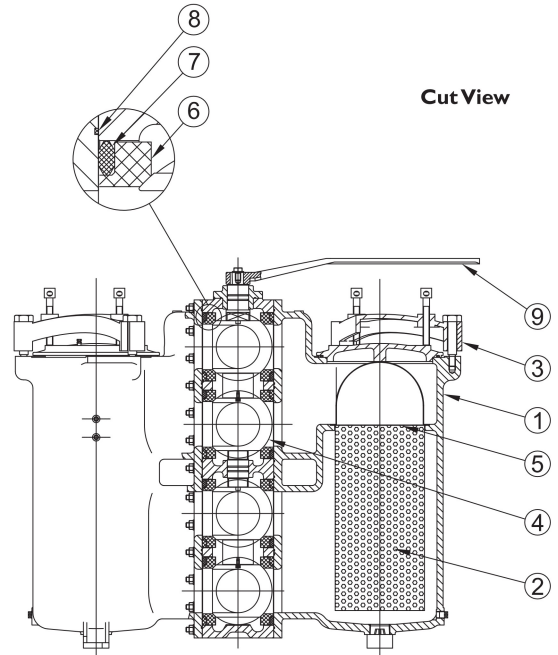
ASME Class  
125 CI

ASME Class  
150 CS & SS

**BILL OF MATERIALS (1)**

No.	Part	DS 696-CS	DS 696-SS	DS 695-CI
1	Body	Carbon Steel A216 Gr.WCB	Stainless Steel A351 Gr. CF8M	Cast Iron AI26 Gr. B
2	Straining Element (3)	Stainless Steel	Stainless Steel	Stainless Steel
3	Cover	Carbon Steel A216 Gr.WCB	Stainless Steel A351 Gr. CF8M	Cast Iron AI26 Gr. B
4	Ball	Stainless Steel Type 304	Stainless Steel Type 304	Stainless Steel Type 304
5	O-Ring	Buna-N	Viton	Buna-N
6	Seat	Teflon (PTFE)	Teflon (PTFE)	Teflon (PTFE)
7	Seal	Buna-N	Viton	Buna-N
8	O-Ring Body	Buna-N	Viton	Buna-N
9	Handle	Carbon Steel Zinc Coated	Carbon Steel Zinc Coated	Carbon Steel Zinc Coated

1. Bill of Materials represents standard materials. Equivalent or better materials may be substituted at the manufacturer's discretion.
2. Aluminum Bronze units are also available.
3. Denotes recommended spare parts.



**Cut View**

**DIMENSIONS AND PERFORMANCE DATA (1)**

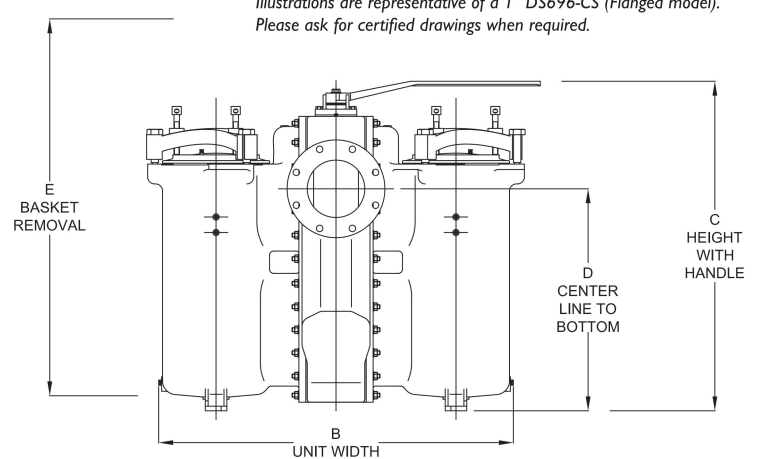
SIZE (2)	in	6"	8"
	mm	300	350
<b>AF DIMENSION</b> FACE TO FACE	in	22	26.75
	mm	559	680
<b>B DIMENSION</b> UNIT WIDTH (INCLUDING PLUG)	in	35.31	48.50
	mm	897	1368
<b>C DIMENSION</b> HEIGHT WITH HANDLE	in	35.63	45.12
	mm	905	1146
<b>D DIMENSION</b> CENTER LINE TO BOTTOM	in	24.45	30.39
	mm	621	772
<b>E DIMENSION</b> BASKET REMOVAL	in	48	62
	mm	1220	1575
APPROXIMATE WEIGHT DS DS695/696, FLANGED	lb	850	1600
	kg	386	726
Flow Coefficient	C <sub>v</sub>	429	776

1. Dimensions, weights, and flow coefficients are provided for reference only. Always request certified drawings.

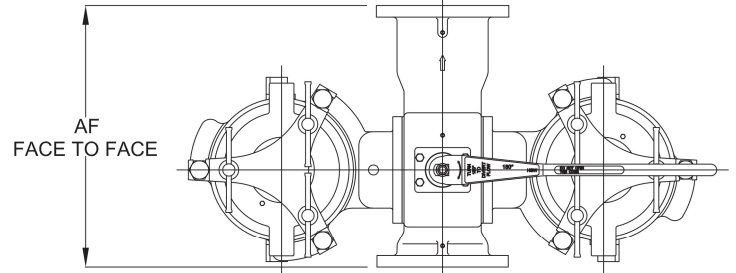
**Please contact factory for more information.**

Larger, fabricated duplex strainers are available. Fabricated duplex strainers can be designed to meet any space or application requirements.

**Front View**



**Top View**



**PRESSURE - TEMPERATURE RATING**

ASME Class 125	DS 695-CI	
WOG (Non-shock)	200 PSI @ 150 °F	
ASME Class 150	DS 696-CS	DS 696-SS
WOG (Non-shock)	285 PSI @ 100 °F	275 PSI @ 100 °F

**STANDARD SCREEN SELECTIONS**

Size	Liquid	Open Area	Steam	Open Area
6" ~ 8"	1/8" (0.125)	41%	Not Recommended	

**MATERIAL TEMPERATURES**

Seat/Seal/Ball	Temp Range
Buna-N (Seal)	-20 ~ 250 °F
Viton (Seal)	-40 ~ 400 °F
Stainless Steel Ball	Max 450 °F

**REFERENCED STANDARDS & CODES**

Code	Description
ASME/ANSI B16.5	Pipe Flanges and Flanged Fittings
ASME/ANSI B16.11	Forged Steel Fittings, Socket-Welding, and Threaded
ASME B16.1	Gray Iron Pipe Flanges and Flanged Fittings

*Titan FCS/SS makes every effort to ensure the information presented on our literature accurately reflects exact product specifications. However, as product changes occur, there may be short-term differences between actual product specifications and the information contained within our literature. Titan FCS/SS reserves the right to make design and specification changes to improve our products without prior notification. When required, request certified drawings.*





TITAN FLOW CONTROL, INC.

**DUPLEX STRAINER ♦ DUAL BALL TYPE ♦ THREE PIECE BODY**  
**ASME CLASS 300 ♦ CARBON & STAINLESS ♦ FLANGED & THREADED**

**NEW  
Pressure  
CLASS!**

**MODELS: DS 796-CS**

(Threaded - Carbon Steel)

**DS 796-SS**


(Threaded - Stainless Steel)

**DS 896-CS**

(Flanged - Carbon Steel)

**DS 896-SS**

(Flanged - Stainless Steel)



4" DS 896-CS

## FEATURES

♦ **DUAL-BALL DIVERTER DESIGN**

THIS DUPLEX IS DESIGNED WITH TWO STAINLESS STEEL BALLS THAT EFFICIENTLY DIVERT THE PIPELINE FLOW FROM ONE BASKET CHAMBER TO THE OTHER. TEFLON SEATS ENSURE A POSITIVE SEAL AND HELP PREVENT SEEPAGE INTO THE CHAMBER THAT IS BEING SERVICED.

♦ **EASY TO OPERATE**

TITAN FCI'S DUPLEX STRAINER FEATURES A LOW TORQUE, EASY TO OPERATE HANDLE THAT DOES NOT REQUIRE A GEARBOX. ADDITIONALLY, THE HANDLE'S POSITION CLEARLY INDICATES WHICH BASKET IS IN SERVICE AND WHICH BASKET CAN SAFELY BE REMOVED FOR CLEANING.

♦ **REDUCED "IN-LINE" MAINTENANCE**

TITAN'S DUPLEX HAS NUMEROUS ATTRIBUTES THAT HELP REDUCE MAINTENANCE DURING CLEANING OPERATIONS. FIRST, THE DUAL BALL DESIGN ISOLATES EACH CHAMBER AND KEEPS THE SERVICING CHAMBER DRY DURING CLEANING. THERE ARE ALSO NO SPECIAL TOOLS REQUIRED TO ACCESS AND REMOVE THE STRAINING ELEMENT FROM THE CHAMBER. LASTLY, THE DUPLEX PROVIDES COVER VENTS, DRAIN PLUGS, AND FOOT PADS ON EACH CHAMBER.

♦ **ENDLESS SCREEN OPTIONS**

THIS STRAINER CAN BE FITTED WITH VIRTUALLY ANY CONFIGURATION OF PERFORATION OR MESH LINED STRAINING ELEMENTS. STRAINING ELEMENTS CAN ALSO BE CONSTRUCTED FROM SPECIAL MATERIALS SUCH AS ALLOY 20.

SIZE RANGE: Threaded: 3/4" ~ 3" Flanged: 1" ~ 4"

## TECHNICAL

PRESSURE/TEMPERATURE RATING <sup>(1)</sup>  
 CARBON STEEL - A216 GR. WCB - CLASS 300

WOG (Non-shock): 740 PSI @ 100 °F

PRESSURE/TEMPERATURE RATING <sup>(1)</sup>  
 STAINLESS STEEL - A351 GR. CF8M - CLASS 300

WOG (Non-shock): 720 PSI @ 100 °F

*1. The above listed temperatures are theoretical and may vary during actual operating conditions.*

## APPLICATIONS

**GENERAL APPLICATION:** THE DUPLEX STRAINER IS A UNIQUE PRODUCT WITHIN THE PIPELINE INDUSTRY. LIKE OTHER BASKET STRAINERS, THE DUPLEX STRAINER PROTECTS EXPENSIVE DOWNSTREAM EQUIPMENT BY MECHANICALLY REMOVING SOLIDS FROM FLOWING FLUIDS VIA A PERFORATED, MESH, OR WEDGE WIRE STRAINING ELEMENT. HOWEVER, THE DUPLEX STRAINER IS DESIGNED WITH TWO BASKET CHAMBERS AND A FLOW DIVERTER SYSTEM THAT ALLOWS THE PIPELINE FLOW TO BE SWITCHED FROM ONE CHAMBER TO THE OTHER, COMPLETELY ISOLATING THE FLOW TO A SINGLE CHAMBER. THIS MAKES THE DUPLEX STRAINER IDEAL FOR NON-INTERRUPTIBLE APPLICATIONS THAT CANNOT BE SHUT DOWN DURING ROUTINE MAINTENANCE OPERATIONS.

*The above data represents common market and service applications. No representation or guarantee, expressed or implied, is given due to the numerous variations of concentrations, temperatures and flow conditions that may occur during actual service.*



**DUPLEX BASKET STRAINER**

**Threaded Ends**

**DS 796-CS** (Carbon Steel)

**DS 796-SS** (Stainless Steel)

**Flanged Ends**

**DS 896-CS** (Carbon Steel)

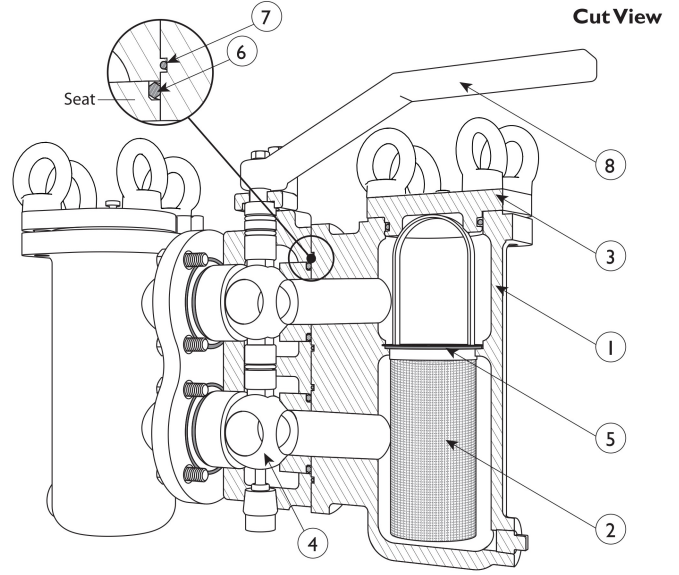
**DS 896-SS** (Stainless Steel)

**ASME Class 300**

**BILL OF MATERIALS <sup>(1)</sup>**

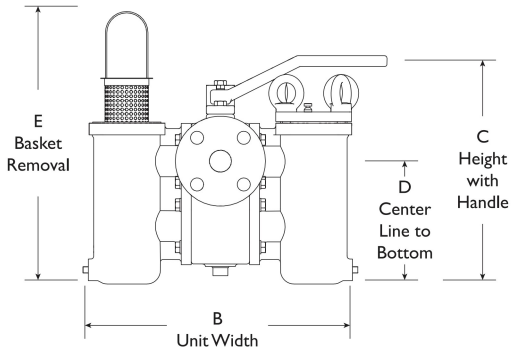
No.	Part	DS 796/896-CS	DS 796/896-SS
1	Main Body / Basket Housing	Carbon Steel A216 Gr.WCB	Stainless Steel A351 Gr.CF8M
2	Straining Element <sup>(2)</sup>	Stainless Steel	Stainless Steel
3	Cover	Carbon Steel A216 Gr.WCB	Stainless Steel A351 Gr.CF8M
4	Ball	Stainless Steel	Stainless Steel
5	O-Ring Straining Element	Buna-N	Viton
6	Seat Seal	Teflon (PTFE)	Teflon (PTFE)
7	Seals	Buna-N	Viton
8	Handle	Carbon Steel Zinc Coated	Carbon Steel Zinc Coated

1. Bill of Materials represents standard materials. Equivalent or better materials may be substituted at the manufacturer's discretion.
2. Denotes recommended spare parts.

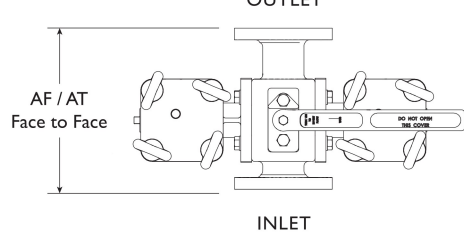


Illustrations are representative of a 1" DS896-CS (Flanged model). Please ask for certified drawings when required.

**Front View**



**Top View**



**DIMENSIONS AND PERFORMANCE DATA <sup>(1)</sup>**

SIZE <sup>(2)</sup>	in	3/4 <sup>(3)</sup>	1	1 1/4	1 1/2	2	2 1/2	3	4 <sup>(3)</sup>
	mm	20	25	32	40	50	65	80	100
<b>AF DIMENSION</b> FLANGED FACE TO FACE	in	---	7.40	9.84	9.84	11.18	14.28	14.28	16.61
	mm	---	188	250	250	284	363	363	422
<b>AT DIMENSION</b> THREADED FACE TO FACE	in	5.59	5.59	7.5	7.5	10.0	11.5	11.5	---
	mm	142	142	191	191	254	292	292	---
<b>B DIMENSION</b> UNIT WIDTH (INCLUDING PLUG)	in	12.95	12.95	15.12	15.12	18.43	22.05	22.0	26.85
	mm	329	329	384	384	468	560	560	682
<b>C DIMENSION</b> HEIGHT WITH HANDLE	in	11.0	11.0	14.2	14.2	17.7	22.0	22.0	25.2
	mm	280	280	360	360	450	560	560	640
<b>D DIMENSION</b> CENTER LINE TO BOTTOM	in	5.83	5.83	8.3	8.3	10.7	13.7	13.7	15.9
	mm	148	148	211	211	271	347	347	403
<b>E DIMENSION</b> BASKET REMOVAL	in	15.4	15.4	21.3	21.3	26.4	35.0	35.0	41.0
	mm	390	390	541	541	670	885	885	1040
<b>APPROXIMATE WEIGHT</b> DS 896, FLANGED	lb	---	46.3	73.9	73.9	121.3	237.0	238.1	373.7
	kg	---	21	33.5	33.5	55	107.5	108	169.5
<b>APPROXIMATE WEIGHT</b> DS 796, THREADED	lb	43.7	43.0	69.9	69.5	119.0	227.0	---	---
	kg	19.8	19.5	31.7	31.5	54	103	---	---
<b>Flow Coefficient</b>	C <sub>v</sub>	13	14	19	24	42	68	105	180

1. Dimensions, weights, and flow coefficients are provided for reference only. Always request certified drawings.
2. Larger sizes in pressure class 150 are available. See literature: DS695/696-CS/SS
3. Flanged units are available in 1" ~ 4" sizes; threaded units are available in 3/4" ~ 3" sizes.

**PRESSURE - TEMPERATURE RATING**

ANSI Class 300	DS 796/896-CS	DS 796/896-SS
WOG (Non-shock)	740 PSI @ 100 F	720 PSI @ 100 F

**REFERENCED STANDARDS & CODES**

Code	Description
ASME B16.5	Pipe Flanges and Flanged Fittings
ASME B16.11	Forged Steel Fittings, Socket-Welding, and Threaded

**MATERIAL TEMPERATURES**

Seat/Seal/Ball	Temp Range
Buna-N (Seal)	-20 ~ 250 °F
Viton (Seal)	-40 ~ 400 °F
Stainless Steel Ball	Max 450 °F

**STANDARD SCREEN SELECTIONS**

Size	Liquid	Open Area	Steam	Open Area
3/4" ~ 4"	1/16 (.0625)	41%		Not Recommended