

'Y' TYPE STRAINERS

- Type 777.1 - ANSI #150 lb
- Type 777.2 - ANSI #300 lb
- Type 777.3 - ANSI #600 lb
- Type 777.4 - ANSI #900 lb
- Type 777.5 - ANSI #1500 lb
- Type 777.6 - ANSI #2500 lb

Cast body
Flanged Cover
Sizes 1/2" to 1.1/2"
Flanged, Screwed, Butt or Socket-Welding

For more than twenty years CONACO™ 'Y' strainers have been considered as the industry standard for the protection of valves, pumps, turbines and any other pipeline equipment requiring a contaminant-free operation.

Design:

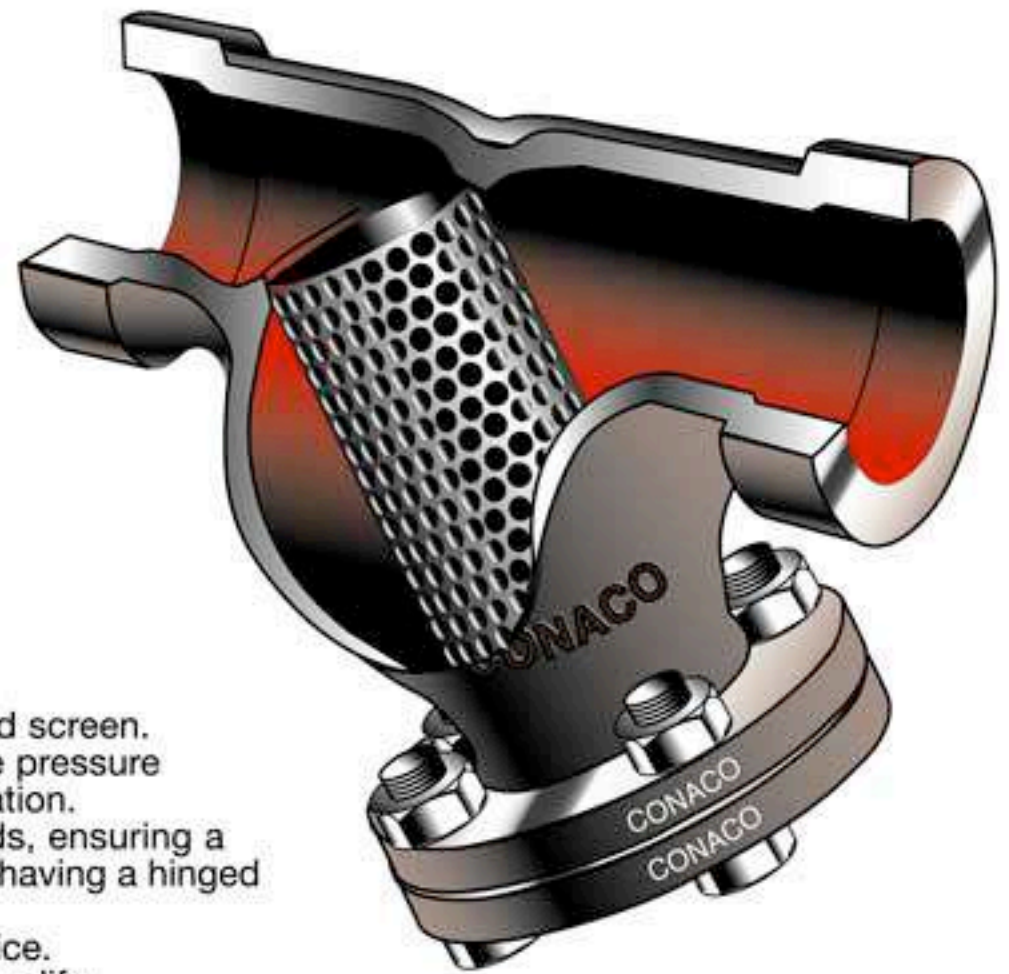
- Very low pressure drop, due to the generously sized screen. An exclusive proprietary software can calculate the pressure drop for any design condition and strainer configuration.
- Cover fastened with bolts and nuts instead of studs, ensuring a better sealing, easy maintenance and the option of having a hinged cover.
Pressure seal cover for high pressure leak-free service.
- Very high corrosion allowance on thickness for longer life.
- Face to face dimension to ANSI B16.10 for easy interchangeability (2" and larger).

Range of existing patterns:

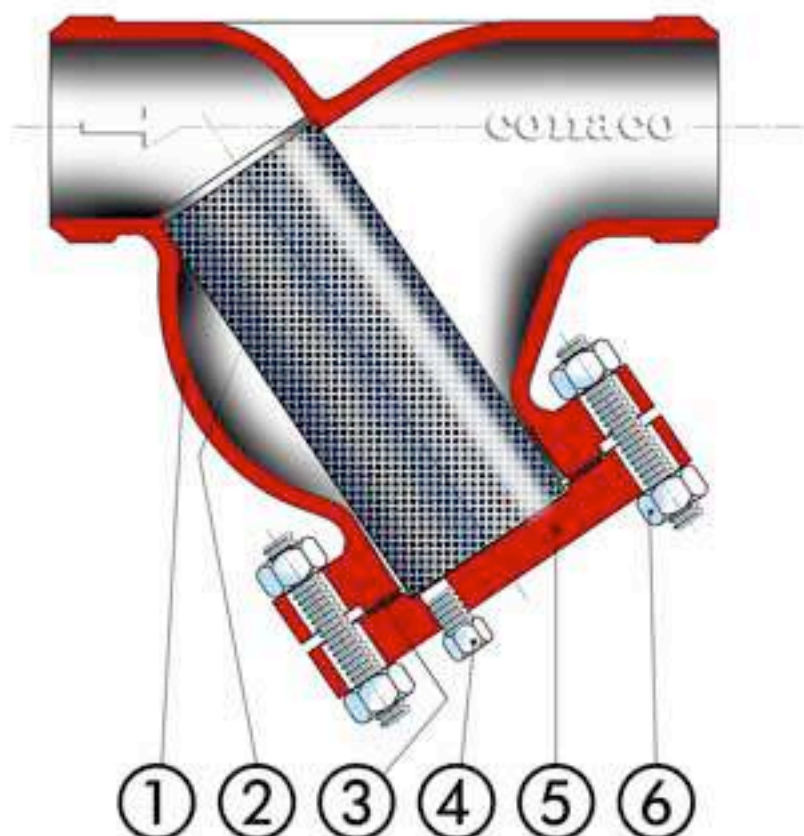
- From 1/2" to 24" ANSI #150 and 300 lb
- From 1/2" to 16" ANSI #600, 900 and 1500 lb
- From 1/2" to 14" ANSI #2500 lb.

Manufacturing:

- Full traceability of all parts of all strainers ever produced.
- All strainers are individually Hydrostatically tested to API 598
- Quality System to ISO 9001
- **CE** marking



Parts List and Standard Materials

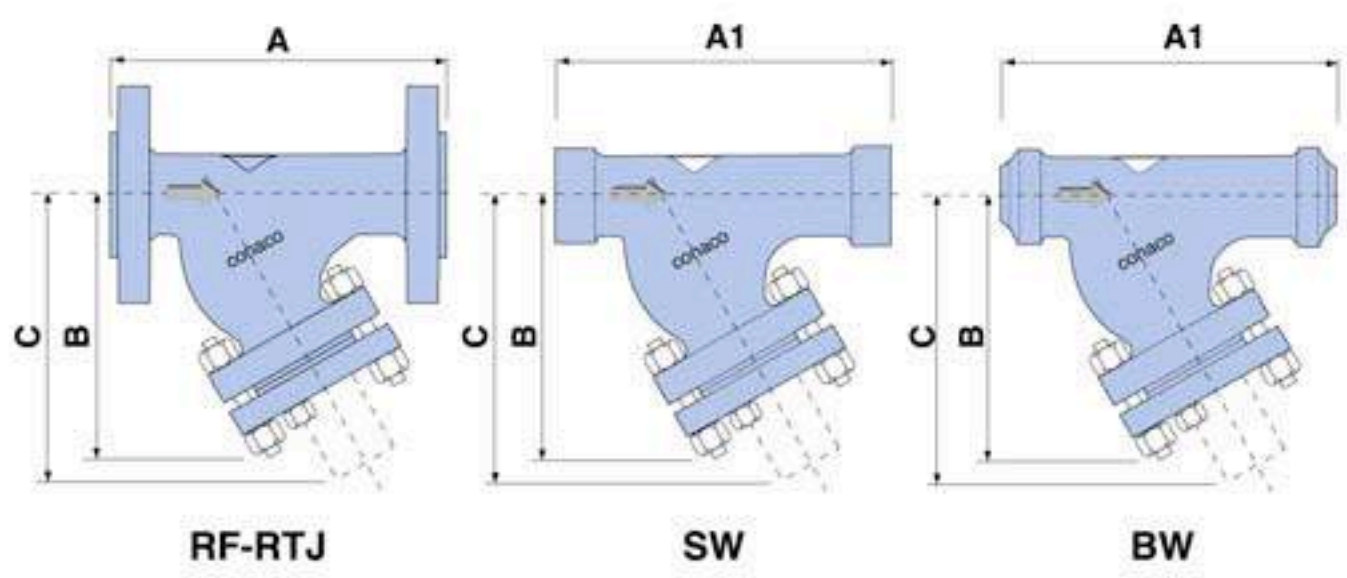


Other materials available.

① Body	② Screen	③ Gasket
ASTM A216 WCB ASTM A216 WCC ASTM A352 LCB ASTM A352 LCC ASTM A217 WC1 ASTM A217 WC6 ASTM A217 WC9 ASTM A217 C5 ASTM A217 C12 ASTM A351 CF3 ASTM A351 CF8 ASTM A351 CF3M ASTM A351 CF8M UNS S31803 UNS S32760 UNS S31254 ALUMINIUM BRONZE	AISI 304 AISI 316 AISI 316L DUPLEX STEEL 6MO MONEL HASTELLOY INCONEL	SPWND St. STEEL+GRAPHITE ARMCO RING JOINTS
④ Plug	⑤ Cover	⑥ Bolting
ASTM A105 ASTM A350 LF2 ASTM A182 F1 ASTM A182 F5 ASTM A182 F9 ASTM A182 F11 ASTM A182 F22 ASTM A182 F304 ASTM A182 F304L ASTM A182 F316 ASTM A182 F316L ASTM A182 F51 ASTM A182 F44 ALUMINIUM BRONZE	ASTM A105 ASTM A350 LF2 ASTM A182 F1 ASTM A182 F5 ASTM A182 F9 ASTM A182 F11 ASTM A182 F22 ASTM A182 F304 ASTM A182 F304L ASTM A182 F316 ASTM A182 F316L ASTM A182 F51 ASTM A182 F44 ALUMINIUM BRONZE	ASTM A193 B7-A194 2H ASTM A320 L7-A194 Gr.4 ASTM A193 B8-A194 Gr.8

Rating	SIZE	A	A1	B	C	Kg	
						RF-RTJ	SW-BW
150 lb	1/2"	146		120	180	3.6	
	3/4"	172		135	210	5.6	
	1"	197		155	240	7	
	1 1/2"	219		180	270	11	
300 lb	1/2"	152		120	180	4.4	
	3/4"	178		140	210	6.4	
	1"	203		165	240	8.4	
	1 1/2"	229		200	270	14.6	
600 lb	1/2"	165	165	120	180	4.6	2.8
	3/4"	191	191	140	210	7.2	4.4
	1"	216	216	165	240	9.4	5.5
	1 1/2"	241	241	200	270	16.4	8.8

Rating	SIZE	A	A1	B	C	Kg	
						RF-RTJ	SW-BW
900 lb	1/2"	264	264	160	240	15	11
	3/4"	273	273	170	250	18	15
	1"	308	308	177	260	20	15
	1 1/2"	305	305	220	320	27	19
1500 lb	1/2"	264	264	160	240	15	11
	3/4"	273	273	170	250	18	15
	1"	308	308	177	260	20	15
	1 1/2"	305	305	220	320	27	19
2500 lb	1/2"	264	264	160	240	17	11
	3/4"	308	273	170	250	20	15
	1"	308	308	177	260	23	15
	1 1/2"	387	231	280	380	51	32



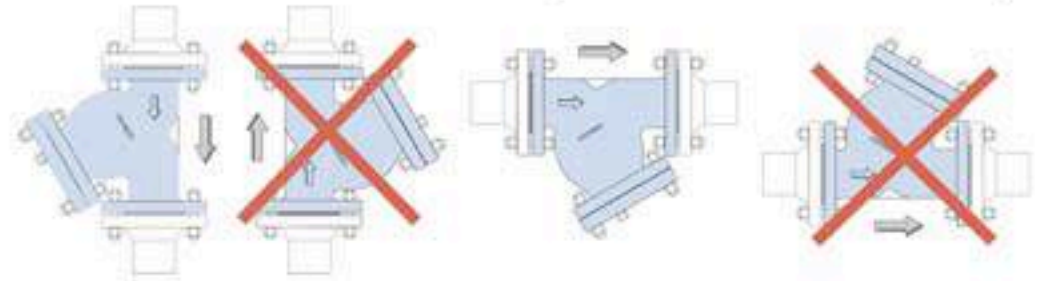
- Dimensions and weights are approximate.
- Standard blow off NPT plug: 3/8" for 1/2" & 3/4" strainers - 1/2" for 1" & 1 1/2" strainers.
- Standard screen perforated plate 0.8 mm dia. holes.
- Flanged ends to ANSI B16.5.
- BW ends to ANSI B16.25.
- SW ends to ANSI B16.11.
- Cover flange to manufacturer's standard.
- Self centering cover gasket.

Optional Special Features

- CONNECTIONS: Clamps or special flanges
- SCREEN: Double or triple layers (mesh on perf. plate, mesh on mesh), magnetic assemblies
- DRAIN: Any combination of nipples, flanges, valves and plugs
- VENT: Optional connection
- DP GAUGE: Optional connections
- LINING: Epoxy
- COATING: Any painting cycle

Installation

- Strainers should be installed as close as possible to the machinery or valve to be protected. The arrow cast on the strainer body must point to the direction of the flow.
- For installation on horizontal or inclined pipelines, the screen housing must be below the pipeline.
- Never install a "Y" type strainer on vertical pipelines with flow directed upwards. Refer to the figures below (a special Conaco™ patented 'Y' strainer configuration is available when installation on vertical upwards lines is unavoidable).



How To Order

Always specify: type - rating - end connections - size - body/screen material - filtering degree - drain type
Example: No 1 Type 777.2 - #300RF - 1" - WCB/304 - 0.8mm perf - 1/2" NPT Plug
 Ask our technical department for the correct sizing with the lowest pressure drop for your application.

Other Conaco Strainers

Product	Data Sheet
150, 300, 600 lb, flanged cover, type 707 'Y' Strainers	701.9710
900, 1500, 2500 lb, flanged cover, type 707 'Y' Strainers	702.9710
1500 & 2500 lb, pressure seal, type 707 'Y' Strainers	703.9710
800 lb forged type 767 'Y' Strainers	704.9710
Type 407 'Tee' Strainers	407.9710
Type 444 'Top Hat' Strainers	444.9710
150, 300, 600 lb cast, Type 507 'Basket' Strainers	507.0309

conaco
 a division of **Inoxfucine S.p.A.**
Via V. Monti, 81
20145 Milano (Italy)
Tel: +39 0248 15055
Fax: +39 0248 16670
e-mail: sales@conaco.it
www.conaco.it

701-0309