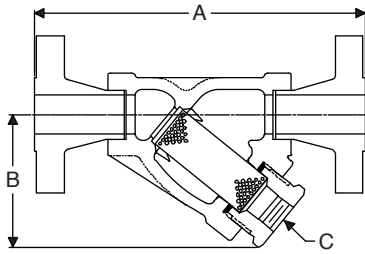
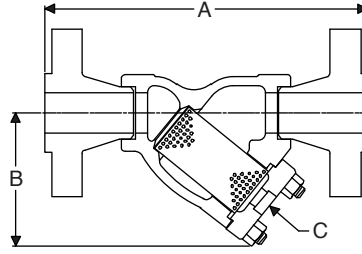


# Cast Carbon Steel (WCB)

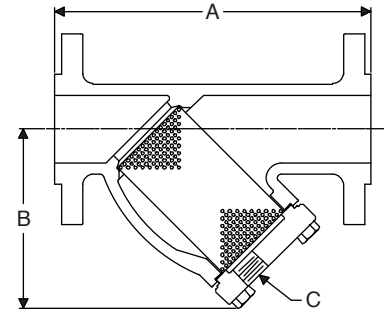
## Class 150, 300 Flanged 1/2" - 6" and Class 600 Flanged 1/2" - 4"



B1FL 1/2", 3/4", 1"



B1FL 1-1/4", 1-1/2", 2", 3"



B1FL 4", 6"

For a fully detailed certified drawing, refer to:  
B1FL 1/2", 3/4", 1" CD #1050

B1FL 1-1/4", 1-1/2", 2", 3" CD #1051

B1FL 4", 6" CD #1067

Materials: Class 150, 300 Flanged 1/2" - 6" (15 - 150 mm) and Class 600 Flanged 1/2" - 4" (15 - 100 mm)

Connection Size		Body	Screen Retainer	Gasket	Bolting		Standard Screen
in	mm						
1/2, 3/4	15, 20	ASTM A216 Gr. WCB	ASTM A108 Gr. 1045	Soft Steel	N/A		304 SS .045" Perforated†
1	25						
1-1/4, 1-1/2, 2	32, 40, 50		ASTM A216 Gr. WCB	304 SS Spiral Wound Non-asbestos	Studs ASTM A193 Gr. B7 Nuts ASTM A194 Gr. 2H		
3, 4, 6	80, 100, 150			Non-asbestos	Cap Screws ASTM A193 Gr. B7		

†NOTE: Other screen materials available. See page S-6.

Physical Data: Class 150, 300 Flanged 1/2" - 6" (15 - 150 mm) and Class 600 Flanged 1/2" - 4" (15 - 100 mm)

Size		Ordering Code, Standard Screen	Weight		Dimensions						Maximum Pressure				Screen Retainer Type	Flanges
					A		B		C		Saturated Steam	100°F (38°C) non-shock				
in	mm		lb	kg	in	mm	in	mm	in	mm	psig	bar	psig	bar		
1/2	15	B1FL 150	5	2.3	6-7/8	175	2-11/16	68	3/8	9.5	205	14	285	20	Threaded	Class 150 ANSI B16.5 1/16" RF
3/4	20		10	4.5	7-3/8	187	2-15/16	75	1/2	15						
1	25		10-1/2	4.8	8-1/2	216	3-1/2	89								
1-1/4	32		15	7	9	229	4-3/16	106								
1-1/2	40		20	9	10-1/4	260	4-13/16	122	1-1/4	32						
2	50		29	13	11-1/2	292	5-5/8	143								
3	80		82	37	15-5/8	397	8-3/16	208	1-1/2	40						
4	100		112	51	16-5/8	422	10-3/4	273								
6	150	275	125	22-5/8	575	15-1/4	287									
1/2	15	B1FL 300	6-1/2	3	7-1/4	184	2-11/16	68	3/8	9.5	605	42	740	51	Threaded	Class 300 ANSI B16.5 1/16" RF
3/4	20		12	5	7-3/4	197	2-15/16	75	1/2	15						
1	25		13-1/2	6	8-7/8	226	3-1/2	89								
1-1/4	32		17-1/2	8	9-5/8	244	4-3/16	106								
1-1/2	40		26	12	10-3/4	273	4-13/16	122	1-1/4	32						
2	50		33	15	12-1/8	308	5-5/8	143								
3	80		92	42	16-3/8	416	8-3/16	208	1-1/2	40						
4	100		130	59	17-1/4	438	10-3/4	273								
6	150	301	137	23-1/2	597	15-1/4	387									
1/2	15	B1FL 600	11	5	7-11/16	195	2-11/16	68	3/8	9.5	1,135	78	1480	102	Threaded	Class 600 ANSI B16.5 1/4" RF
3/4	20		12	5.4	8-1/4	210	2-15/16	75	1/2	15						
1	25		13-1/2	6	9-3/8	238	3-1/2	89								
1-1/4	32		18-1/2	8.5	10-1/4	260	4-3/16	106								
1-1/2	40		28	13	11-5/16	287	4-13/16	122	1-1/4	32						
2	50		36	16	12-3/4	324	5-5/8	143								
3	80		95	43	17-1/8	435	8-3/16	208	1-1/2	40						
4	100		152	69	18-1/4	464	10-3/4	273								

NOTE: For pressure/temperature ratings, see page S-9.

All dimensions and weights are approximate. Use certified print for exact dimensions. Design and materials are subject to change without notice.