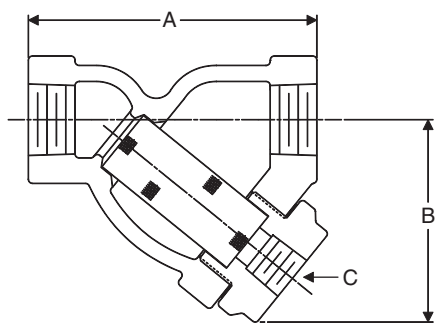
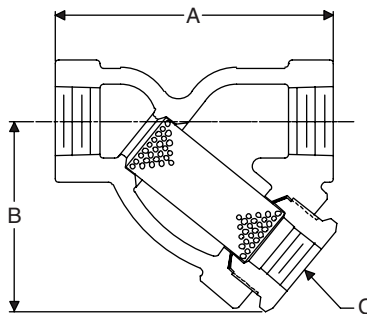




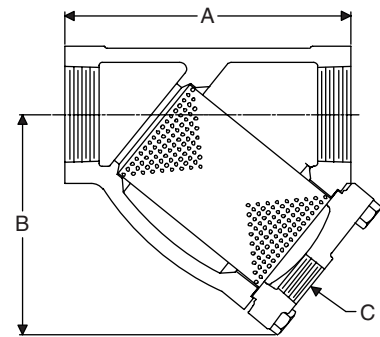
Cast Iron 250 lb Screwed 1/2" - 3"



CA1SC 1/2", 3/4", 1", 1-1/2", 2"



CA1SC 1-1/4"

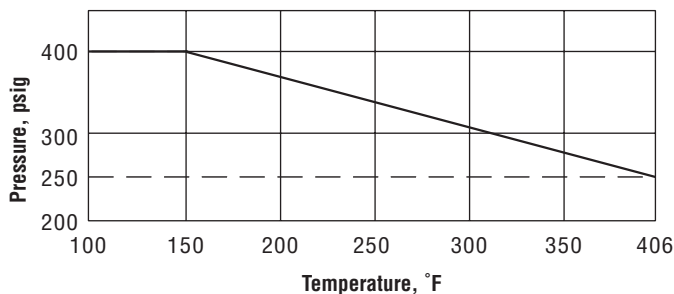


A1SC 2-1/2", 3"

For a fully detailed certified drawing, refer to:
CA1SC 1/2", 3/4", 1", 1-1/4", 1-1/2", 2"
A1SC 2-1/2", 3"

CD #1111
CD #1043

Pressure/Temperature Rating



Strainers

Materials: 250 lb Screwed 1/2" - 3" (15 - 80 mm)

Connections Size		Body	Standard Screen	Screen Retainer	Gasket	Bolting	
in	mm						
1/2, 3/4	15, 20	ASTM A48 Class 30 Cast Iron	304 SS .045" perforated†	ASTM A48 Class 30 Cast Iron	Spiral Wound	N/A	
1, 1-1/2, 2	25, 40, 50				Soft Steel		
1-1/4	32		304 SS .045" perforated†		Non-asbestos		Cap Screws ASTM A193 Gr. B7
2-1/2, 3	65, 80						

†NOTE: Other screen materials available. See page 435.

Physical Data: 250 lb Screwed 1/2" - 3" (15 - 80 mm)

Size	Ordering Code, Standard Screen	Weight		Dimensions						Maximum Pressure				Screen Retainer Type	Connections			
				A		B		C		Saturated Steam		150°F (66°C) non-shock						
in	mm	lb	kg	in	mm	in	mm	in	mm	psig	bar	psig	bar					
1/2	15	3	1.4	4-1/4	108	3	76	3/8	9.5	250	17	400	28	Threaded	ANSI B1.20.1 Screwed			
3/4	20																	
1	25	4-1/2	2	5	127	3-3/4	95	1/2	15									
1-1/4	32																	
1-1/2	40																	
2	50	15	6.8	7-1/2	191	5-7/16	138											
2-1/2	65	24-1/2	11	8-1/2	216	6-7/16	164	3/4	20							Bolted		
3	80																	

Designs, materials, weights and performance ratings are approximate and subject to change without notice. Visit armstronginternational.com for up-to-date information.